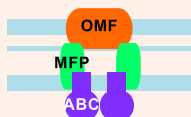


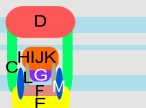
## Secretion system

## System definition

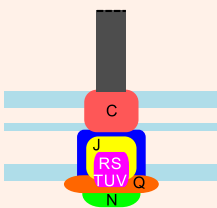
**T1SS**



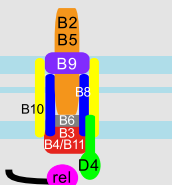
**T2SS**



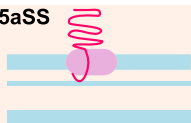
**T3SS**



## T4SS



## T5aSS



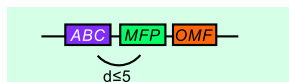
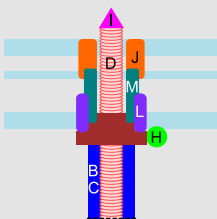
**T5bSS**



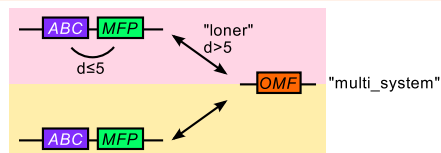
**T5cSS**



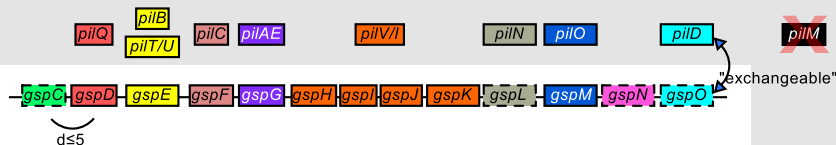
**T6SS**



**OR**



**T4P**



## T2SS



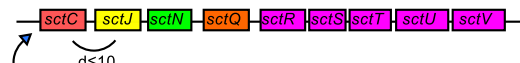
**tad**



## Flagellum



**T3SS**



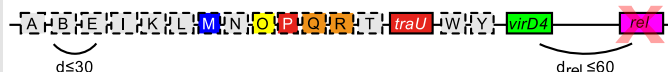
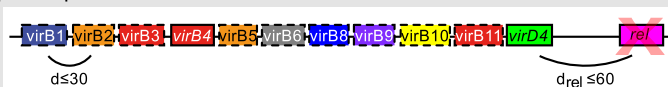
**T4P**



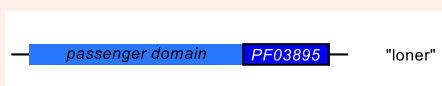
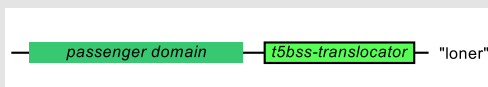
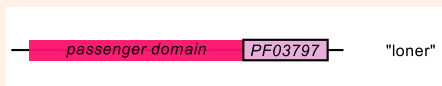
## T2SS

tad

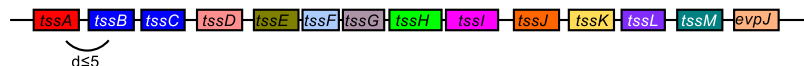
pT4SS<sub>T</sub>



pT4SS<sub>1</sub>



## T6SS



## cT4SS